





2024029 ITF MASTERS SA NATIONALS  
MD 55

Box 1

				1.	2.	3.	4.
TSA660100	WP		1. Lourens PFAFF Andre BOTHA		6-1, 6-1	2-6, 2-6	6-7, 4-6
TSA691136	EDEN		2. Louis LATEGAN Gerhard KOEN	1-6, 1-6		3-6, 2-6	2-6, 1-6
TSA670040	Wineke		3. Casper GOUS Izak BURGER	6-2, 6-2	6-3, 6-2		6-7(7), 4-6
TSA650034	WP		4. Chris SOCHANSKI Athol HOETS	7-6, 6-4	6-2, 6-1	7-6(7), 6-4	

Standings	Points	Wins	Losses	Sets	Games
1. HOETS / SOCHANSKI	6	3	0	6 - 0 (100%)	38 - 23 (62.3%)
2. BURGER / GOUS	4	2	1	4 - 2 (66.67%)	34 - 22 (60.71%)
3. BOTHA / PFAFF	2	1	2	2 - 4 (33.33%)	26 - 27 (49.06%)
4. KOEN / LATEGAN	0	0	3	0 - 6 (0%)	10 - 36 (21.74%)

Box 2

				1.	2.	3.	4.
TSA660054	GC		1. Etienne STEENKAMP Alec GALANAKIS		6-4, 6-1	6-3, 6-1	6-7, 2-6
TSA671095	EDEN		2. Chadwick STRIDE Brian BARNARD	4-6, 1-6		6-3, 6-4	2-6, 3-6
TSA630017	GC		3. Ian GRITZMAN Nenad CVETKOVIC	3-6, 1-6	3-6, 4-6		0-6, 4-6
TSA691060	Wineke		4. Hugo (Okkie) SLABBERT Clinton RICHARDS	7-6, 6-2	6-2, 6-3	6-0, 6-4	

Standings	Points	Wins	Losses	Sets	Games
1. RICHARDS / SLABBERT	6	3	0	6 - 0 (100%)	37 - 17 (68.52%)
2. GALANAKIS / STEENKAMP	4	2	1	4 - 2 (66.67%)	32 - 22 (59.26%)
3. BARNARD / STRIDE	2	1	2	2 - 4 (33.33%)	22 - 31 (41.51%)
4. CVETKOVIC / GRITZMAN	0	0	3	0 - 6 (0%)	15 - 36 (29.41%)

1/2 Playoff

HOETS / SOCHANSKI	RICHARDS / SLABBERT
RICHARDS / SLABBERT	7-5, 6-3

3/4 Playoff

BURGER / GOUS	BURGER / GOUS
GALANAKIS / STEENKAMP	6-2, 7-5

5/6 Playoff

BOTHA / PFAFF	
BARNARD / STRIDE	BOTHA / PFAFF
	Walkover

7/8 Playoff

KOEN / LATEGAN	
CVETKOVIC / GRITZMAN	CVETKOVIC / GRITZMAN
	4-6, 6-4, 10-8